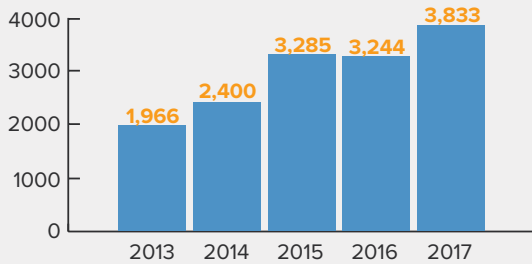


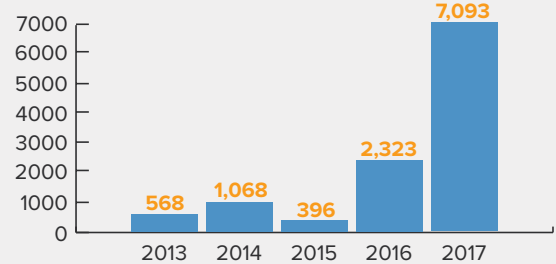
Cyber risks are continually evolving, and AmWINS Professional Lines Practice is dedicated to helping you understand the risk and find insurance solutions to mitigate those risks. Did you know:

- There were 3,833 breaches reported through the end of September 2017, exposing over 7 billion records.
- Compared to the same period in 2016, the number of reported breaches is up 18.2% and the number of exposed records is up 305%.
- The 5 largest breaches of 2017 exposed approximately 78.5% of all records exposed year to date.
- Industries impacted the most include Medical, Government and Education.

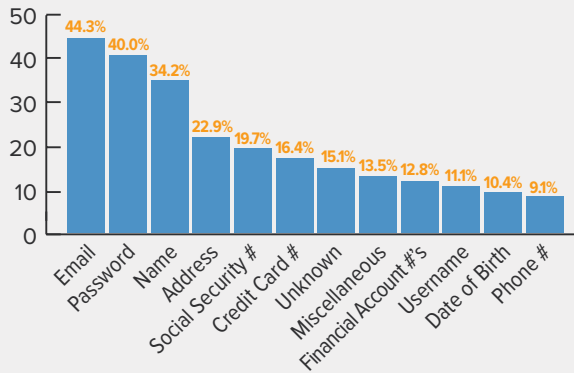
## NUMBER OF INCIDENTS BY YEAR-9 MOS.



## NUM. OF RECORDS EXPOSED BY YEAR-9 MOS.

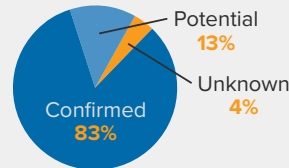


## 9 MOS. 2017-ANALYSIS BY DATA TYPE



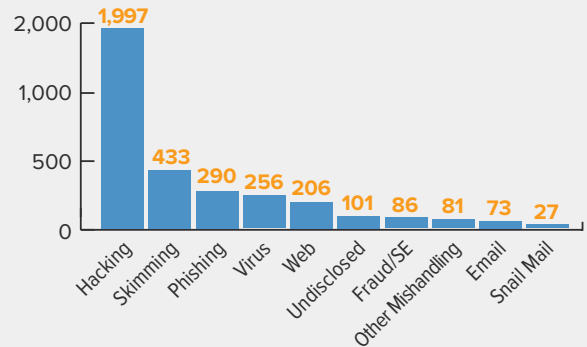
The percentage of breaches impacting names dropped 8.2% from the midyear point. Similarly, the number of breaches impacting physical addresses and Social Security numbers dropped 7.5% and 6.4% respectively since the midyear point. Once again, access credentials in the form of email addresses and passwords are the top two most compromised data types.

## CONFIDENTIALITY IMPACT



The majority of breaches result in confirmed unauthorized access to sensitive data.

## TOP 10 BREACH TYPES-9 MOS.



Of the 433 skimming incidents, 56% were discovered at gas pumps, and 41% were discovered at ATMs. The remaining 3% are attributable to self-service kiosks, employee use of handheld devices or skimmers attached to in-store card readers.